

# Chapter 19 Accessories



## DRAWER KNOBS AISI 316

with 1" screw

ITEM NO.	Dia	Weight/g
<b>006926</b>	1"(25,4mm)	25




## ANGLES stamped AISI 304

ITEM NO.	L	C1	C2	C3	C4	B	H	t	d1	Weight/g
<b>003160</b>	41	35	18	18		25	41	3	3.3	31
<b>003161</b>	56	47.5	18.5	18.5	17	36.5	56	3	3.8	59
<b>003162</b>	80	71	24	24	27	52	80	4	4.3	122




## ANGLES stamped AISI 304

ITEM NO.	L	C1	C2	C3	C4	B	H	t	d1	Weight/g
<b>003164</b>	31	25	12	25	12	12	31	3	3.5	15
<b>003165</b>	46	38	18	38	18	13	46	3	3.5	25
<b>003166</b>	61	51	21	51	21	15	61	4	4	37




## STAY ADJUSTER PLATER AISI 316

ITEM NO.	L mm	B mm	Bolt mm	Weight/g
<b>005610</b>	100	15	5	37
<b>005615</b>	155	15	5	56
<b>005620</b>	200	15	5	66



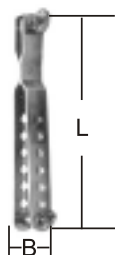
## STAY ADJUSTER PLATER AISI 316

ITEM NO.	L mm	B mm	Bolt mm	W mm	Thickness	Weight/g
<b>005600</b>	166	20	6	15	mm	83
<b>005601</b>	180	25	8	20	mm	170
<b>005602</b>	200	25	10	25	mm	
<b>005603</b>	230	32	12	32	mm	354
<b>005604</b>	272	19	11	38	4mm	



## STAY ADJUSTER PLATER AISI 316

ITEM NO.	L mm	B mm	Adjustment increment(mm)	Thickness mm	Bolt mm	Weight/g
<b>006918</b>	64	9	3	1.5	5	37
<b>006919</b>	80	10	5	2.0	6	66



## STAY ADJUSTER PLATER AISI 316

ITEM NO.	L mm	B mm	Bolt mm	Weight/g
<b>006914</b>	104	15	5	37
<b>006913</b>	135	20	6	88
<b>006917</b>	170	20	8	110