

# Chapter 6 Hasp, Latch, Fastener, Door Catcher, and Locks



## SURFACE MOUNT LOCKING LIFT RING

stamped AISI 304 / die cast zinc lock

ITEM NO.	Weight/g
008381	106



## SWIVEL HASP stamped AISI 304

Locking plate turnable for stopping

ITEM NO.	LxW mm	Weight/g
008372	67x24(2-5/16"x1")	46



## SWIVEL HASP

precision casted AISI 316

ITEM NO.	L mm	W mm	Weight/g
008375	75(3")	25(1")	114



## SWIVEL HASP precision casted AISI 316


90° mount

ITEM NO.	L mm	W mm	Weight/g
008395	75(3")	25(1")	102




## HASP stamped AISI 304

ITEM NO.	L mm	W mm	Hole mm	Weight/g
008390	74(3")	30(1-3/16")	4	74
008392	90(3-9/16")	40(1-9/16")	4	91



## HASP stamped AISI 304

ITEM NO.	L mm	W mm	Hole mm	Weight/g
008374	67(2-5/16")	24(1")	4	40
008386	95(3-3/4")	24(1")	4	50



## LOCKING HASP stamped AISI 304

thickness:1.5mm

ITEM NO.	L mm	W mm	Weight/g
008376	77(3")	30(1-3/16")	86


# Chapter 6 Hasp, Latch, Fastener, Door Catcher, and Locks




**CAM LOCK** stamped AISI 304  
**ITEM NO.** **Weight/g**  
**008380** 79




**ECCENTRIC LATCH** stamped AISI 304  
**ITEM NO.** **Thickness** **Weight/g**  
**008370** 1.5mm 62



**ECCENTRIC LATCH** stamped AISI 304  
**ITEM NO.** **Thickness** **Weight/g**  
**008371** 1.5mm 64g



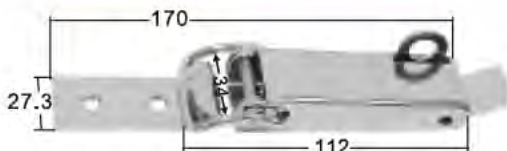
**ECCENTRIC LATCH WITH  
PADLOCK RING** stamped AISI 304  
**ITEM NO.** **Thickness** **Weight/g**  
**008361** 1.5mm 44



**ECCENTRIC LATCH WITH  
PADLOCK RING** stamped AISI 304  
**ITEM NO.** **Thickness** **Weight/g**  
**008360** 1.5mm 40




**ECCENTRIC LATCH** stamped AISI 304  
**ITEM NO.** **Thickness** **Weight**  
**008358** 2mm 180g



**ECCENTRIC LATCH WITH  
PADLOCK RING** stamped AISI 304  
**ITEM NO.** **Thickness** **Weight/g**  
**008359** 2mm 154

# Chapter 6

## Hasp, Latch, Fastener, Door Catcher, and Locks



**ECCENTRIC LATCH** stamped **AISI 316**  
**ITEM NO.** Thickness Weight/g  
**008353** 1.5mm 50



**ECCENTRIC LATCH** stamped **AISI 304**  
 thickness:1.5mm  
**ITEM NO.** adjustable L mm W mm Weight/g  
**008373** 66~75 26 51  
**008369** 115~125 30 116  
**008368** 160~180 35 254



**LIFT HANDLE LATCH**  
 casted **AISI 316**  
 Highly-polished  
**ITEM NO.** Base mm  
**007185**  $\Phi$ 50x50x19



**LIFT HANDLE LATCH**  
 casted **AISI 316**  
 Highly-polished  
**ITEM NO.** Base mm Weight/g  
**007184**  $\Phi$ 50x19 84



**FLUSH RING PULLS ROUND**  
 precision casted **AISI 316**  
**ITEM NO.** Dia base Thickness Weight/g  
**007050** 50mm(2") 2.5mm 46



**ROUND RING WITH RETURN CLIP**  
 stamped **AISI 304**  
**ITEM NO.**  $\Phi$ mm Weight/g  
**007055** 55 29  
 on request **AISI 316**



**SQUARE FLUSH RING PULL** casted **AISI 316**  
**ITEM NO.** Size Fastener Weight/g  
**007194** 1-7/8"x1-1/2"(47x35mm) #5 43

# Chapter 6

## Hasp, Latch, Fastener, Door Catcher, and Locks



### PADLOCKABLE LATCH

stamped **AISI 304**  
drilling distance 47mm, screw for  
ground plate M6, screw for  
counter plate M4.

ITEM NO.	L mm	Weight
<b>008394</b>	93	82g



### FLUSH LIFTING HANDLE precision casted **AISI 316**

ITEM NO.	LxW mm	Handle mm	Weight/g
<b>007195</b>	95x70(3-3/4"x2-3/4")	70x40(3-3/4"x1-9/16")	224
<b>007196</b>	75x57(3"x2-1/4")	57x35(2-1/4"x1-3/8")	164



### FLUSH RING CATCH casted **AISI 316**

ITEM NO.	Base mm	Weight/g
<b>007100</b>	57x35(2-1/4"x1-3/8")	62
<b>007101</b>	62x44(2-1/2"x1-3/4")	110
<b>007102</b>	70x57(2-3/4"x2-1/4")	180



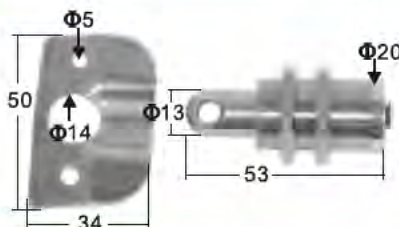
### FLUSH RING CATCH casted **AISI 316**

ITEM NO.	Base mm	Weight/g
<b>007103</b>	57x76mm(2-1/4"x3")	162



### LIFTING EYE stamped **AISI 304**


ITEM NO.	L mm	W mm	Weight/g
<b>006001</b>	89	25	63



### LOCKER SEAT LOCK **AISI 304**


with closing lip. with twistlock  
for locking by a pad lock.

ITEM NO.	Weight/g
<b>007104</b>	98



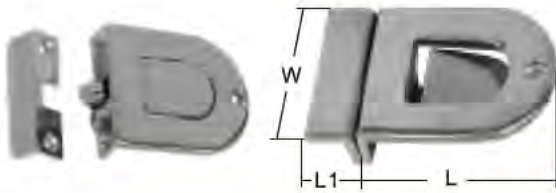
### FLOOR RING with return clip stamped **AISI 304**

ITEM NO.	A mm	B mm	Weight/g
<b>007045</b>	38	44	on request
<b>007065</b>	56	66	on request
<b>007158</b>	75	58	50
<b>007044</b>	44	57	on request



# Chapter 6

## Hasp, Latch, Fastener, Door Catcher, and Locks



### FLUSH RING WITH PUSH BOTTOM casted AISI 316

ITEM NO.	L	L1	W	Weight/g
007105	52mm	13mm	44mm	100



### LIFT HANDLE LATCH casted AISI 316

Highly-polished

ITEM NO.	Base mm	Height mm	Weight/g
007106	Φ62(2.44")	38(1-1/2")	230



### LIFT HANDLE LATCH casted AISI 316

Highly-polished, with lock

ITEM NO.	Base mm	Height mm	Weight/g
007199	Φ62(2.44")	38(1-1/2")	250



### LIFT HANDLE LATCH casted AISI 316

Highly-polished

ITEM NO.	Base mm	Thickness	Weight/g
007181	Φ62(2.44")	0~8 mm	250



### LIFT HANDLE LATCH casted AISI 316

Highly-polished, with lock

ITEM NO.	Base mm	Thickness	Weight/g
007182	Φ62(2.44")	0~8 mm	260



### DOOR LOCK HOOK casted AISI 316

with double swivel

ITEM NO.	L mm	Weight/g
060901	70(2-3/4")	62
060903	90(3-9/16")	69
060904	120(4-3/4")	75



### CABIN DOOR HOOK stamped AISI 304

A plastic bushing in the eye prevents assidental unhooking due to vibration

ITEM NO.	Length	Weight/g
008377	64mm(2-1/2")	40
008378	84mm(3-5/16")	44
008382	120mm(4-3/4")	52

# Chapter 6

## Hasp, Latch, Fastener, Door Catcher, and Locks



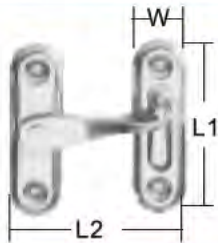
### CABIN DOOR HOOK casted AISI 316

ITEM NO.	Length mm	Weight/g
008379	77(3")	66



### BAR LATCH stamped AISI 304

ITEM NO.	Length	Weight/g
008383	47mm(1-27/32")	22
008384	58mm(2-9/32")	39
008385	84mm(3-5/16")	



### ROUGH REAMER stamped AISI 304

ITEM NO.	L1 mm	L2 mm	W mm	Weight/g
003100	63(2-1/2")	60(2-3/8")	19(3/4")	46



### ROUGH REAMER AISI 316

ITEM NO.	L1 mm	L2 mm	Weight/g
003102	38(1-1/2")	40(1-9/16")	34



### STAINLESS BARREL BOLTS precision casted AISI 316

ITEM NO.	Overall	Size	Weight/g
008354	60mmx30mm	(2-3/8"x1-3/16")	72
008355	89mmx39mm	(3-1/2"x1-1/2")	132
008356	115mmx39mm	(4-1/2"x1-1/2")	166



### LOCKABLE STAINLESS BARREL BOLT precision casted AISI 316, less pad lock

ITEM NO.	Overall	Size	Weight/g
008396	60mmx30mm	(2-3/8"x1-3/16")	68
008397	89mmx39mm	(3-1/2"x1-1/2")	116



### BARREL BOLT precision casted AISI 316 good for small door

ITEM NO.	Overall	Size	Weight/g
008357	60mmx30mm	(2-3/8"x1-3/16")	72

# Chapter 6

## Hasp, Latch, Fastener, Door Catcher, and Locks



### SQUARRE BARREL BOLT casted AISI 316

Spring closing, contemporary shaped barrel bolt

ITEM NO.	Length	Width	Depth	Weight/g
<b>008398</b>	90 mm	30 mm	32 mm	273



### ANTI-RATTLE DOOR FASTENERS

ITEM NO.	Closed size mm	Quality	Weight/g
<b>060900</b>	115x50(4-1/2"x2")	Brass N/P	
<b>060905</b>	110x50(4-3/8"x2")	AISI 316 casted	144
<b>060906</b>	105x50(4-1/8"x2")	AISI 316 casted	128
<b>060907</b>	95x50(3-3/4"x2")	AISI 316 casted	103



### ANTI-RATTLE DOOR FASTENERS

precision casted AISI 316

ITEM NO.	Closed size	Weight/g
<b>060910</b>	100x50(4"x2")	126



### HATCH FASTENER casted AISI 316

ITEM NO.	Closed Length	Width	Weight/g
<b>008364</b>	100mm(4")	30mm(1-3/16")	93



### HATCH FASTENER casted AISI 316

ITEM NO.	Closed Length	Width	Weight/g
<b>008365</b>	92mm(3-5/8")	30mm(1-3/16")	96



### HOLD DOWN CLAMP casted AISI 316

ITEM NO.	Base	Screws	Weight/
<b>008301</b>	L3"xW1-1/2"(75x38mm)	#8	161



### HOLD DOWN CLAMP casted AISI 316

90° angle mounting

ITEM NO.	Base	Screws	Weig
<b>008300</b>	L2-1/2"xW1-1/2"(64x38mm)	#8	163

# Chapter 6

## Hasp, Latch, Fastener, Door Catcher, and Locks



### LOCKABLE HOLD DOWN CLAMP casted AISI 316

90° angle mounting, padlocks not included

ITEM NO.	Base	Screws	Weight/g
008307	L2-1/2"x1-1/2"(64x38mm)	#8	169



### LOCKABLE HOLD DOWN CLAMP casted AISI 316

flat mounting, padlocks not included

ITEM NO.	Base	Screws	Weight/g
008303	L3"xW1-1/2"(75x38mm)	#8	168



### LOCKABLE HOLD DOWN CLAMP casted AISI 316

90° angle mounting, padlocks not included

ITEM NO.	Base	Screws	Weight/g
008304	L2-1/2"x1-1/2"(64x38mm)	#8	170



### HOOD LATCH

for engine rooms stainless steel parts.

ITEM NO.	Length	Weight/g
008351	70mm	50



### HOOD LATCH

with removable pin with frost resistant rubber stainless steel parts

ITEM NO.	Length	Weight/g
008352	130mm	85



### STUD CATCHES casted AISI 316

ITEM NO.	Overall size	Weight/g
003680	1-3/4"x5/16" (44x8mm)	15
003681	2"x3/8" (50x9mm)	24
003682	2-1/4"x7/16" (57x11mm)	31

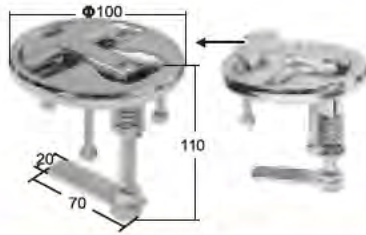


### ELBOW CATCH casted AISI 316

ITEM NO.	Base mm	Weight/
003672	16x28 (5/8"x1-1/8")	26



# Chapter 6 Hasp, Latch, Fastener, Door Catcher, and Locks



## QUICK OPENING COMPRESSION

LATCH Stamped **AISI 316**

lift handle straight bar

ITEM NO. Weight/g

**008349** 464



## LIFT HANDLE casted **AISI 316**

ITEM NO. Weight/g

**007188** with lock 215

**007189** without lock 193



## LIFT HANDLE stamped **AISI 316**

Lockable

ITEM NO. L1mm Lmm  $\Phi$ mm Weight/g

**007191** 30 78 97 279




## LIFT HANDLE stamped **AISI 316**

Lockable with retrogressive spring  
and stop cam not included

ITEM NO. L mm  $\Phi$ mm Weight/g

**007192** 78,5 70 220 Angle

**007183** 78,5 70 210 straight

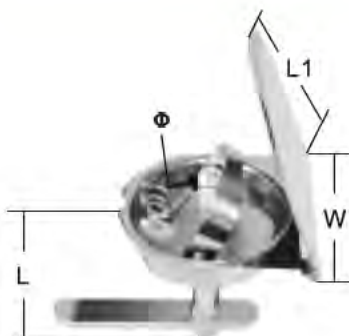


## LIFT HANDLE stamped **AISI 316**

Lockable with retrogressive spring and stop

ITEM NO. L1 mm L mm  $\Phi$  mm Weight/g

**007190** 60 110 97 320



## LIFT HANDLE stamped **AISI 316**

Lockable with padlock-holder and thread closing  
plug-internal security opening

ITEM NO. L mm L1 mm W mm  $\Phi$  mm Weight/g

**007197** 100 110 100 80 458

# Chapter 6 Hasp, Latch, Fastener, Door Catcher, and Locks



## BUTTON LATCH stamped AISI 304

plastic slide and knob

ITEM NO.	overall dimension	Screws	Weight/g
008302	2-1/8"x1-1/2"(54x38mm)	#6	52



## BUTTON LATCH AISI 316

Sliding lock button requires #6 FH screws (not included)

ITEM NO.	Size	Weight/g
007202	(54x57mm)2-1/8"x2-1/4"	142



## CUPBOARD CATCH casted AISI 316

includes box strike

ITEM NO.	Dimension overall mm	Weight/g
008309	38x47.6(1-1/2"x1-7/8")	102



## DOOR HOLDER

ITEM NO.	base		plate	Quality	Weight/g
	L mm	W mm	H mm		
003675	41	33	31	AISI 304 stamped	110
003676	34	16	23	AISI 304 stamped	46
003677	41	33	31	plastic knob	
003678	34	16	23	plastic knob	27



## DOOR STOP AND CATCHER

casted AISI 316

ITEM NO.	Weight/g
003674	154



## MAGNET DOOR CATCHER casted AISI 316

adjustable the room between the door.

ITEM NO.	Weight/g
003683	380



## DOOR STOP AISI 316

provides cushion for door knobs and protects bulkheads.

ITEM NO.	Height	O.D.	Fastener	Weight/g
003673	19mm(3/4")	50mm(2")	#6	35