

Chapter 1

Snap, Shackles, and Hook



QUICK RELEASE SNAP SHACKLES with swivel eye AISI 316

ITEM NO.	L mm	B mm	A mm	Weight/g
001613	87	19	12	87
001614	110	26	16	168
001615	139	35	22	356




QUICK RELEASE SNAP SHACKLES open type AISI 316

ITEM NO.	L mm	B mm	A mm	Weight/g
001617	93	19	12	135
001618	135	22	22	384



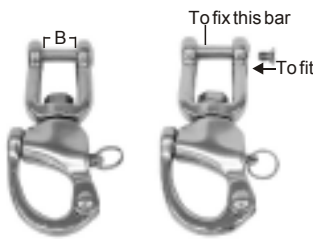
QUICK RELEASE SNAP SHACKLES open type allen head captive bolt AISI 316

ITEM NO.	L mm	B mm	A mm	Weight/g
001619	93	19	12	152
001620	135	22	22	360



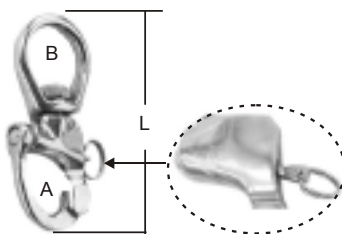
SWIVEL SNAP SHACKLES open type with captive bolt and special lock system AISI 316

ITEM NO.	L mm	B mm	Breaking load	Weight/g
001633	125(5")	22	4000 kg	350



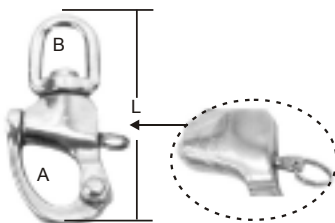
SWIVEL SNAP SHACKLES open type with captive bolt and special lock system AISI 316

ITEM NO.	L mm	B mm	Breaking load	Weight/g
004219	125(5")	22	4000 kg	380



SWIVEL SNAP SHACKLES AISI 316

ITEM NO.	A mm	B mm	L mm	BL/KG	Weight/g
001623	12	19	80	1900	64
001624	16	26	99	2900	146
001625	22	35	136	3900	398

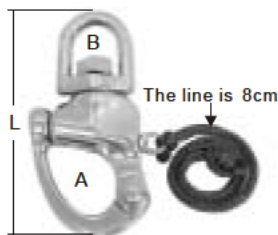


SWIVEL SNAP SHACKLES AISI 316

ITEM NO.	A mm	B mm	L mm	BL/KG	Weight/g
001612	12	12	70	1900	57
001616	16	16	87	2900	120
001622	22	22	123	3900	330

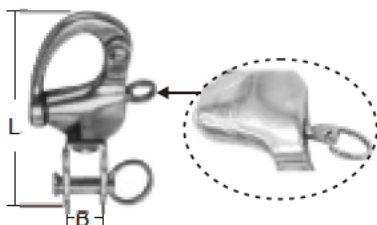
Chapter 1

Snap, Shackles, and Hook



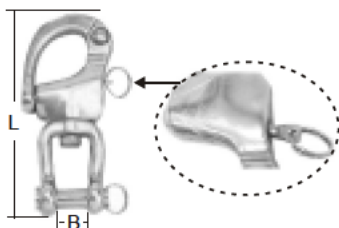
SWIVEL SNAP SHACKLES AISI 316

ITEM NO.	Amm	Bmm	L mm	BL/KG	Weight/g
001636	12	12	70	1900	57
001637	16	16	87	2900	120



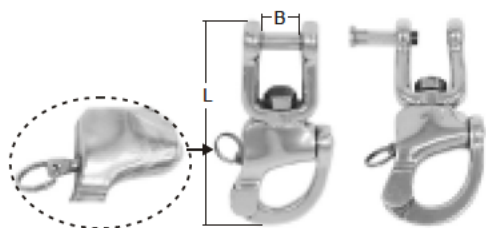
SWIVEL SNAP SHACKLES AISI 316 with sheet bracket removable pin

ITEM NO.	L mm	B mm	BL/KG	Weight/g
002712	70	12	1900	63
002713	87	13	2900	114
002722	128	22	3900	250



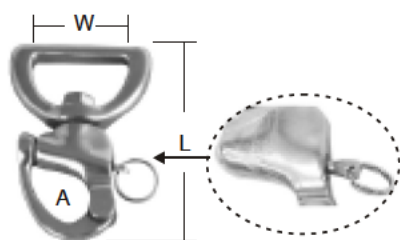
SWIVEL SNAP SHACKLES AISI 316 open type

ITEM NO.	L mm	B mm	BL/KG	Weight/g
004216	87	13	3000	160
004222	128	22	4000	435



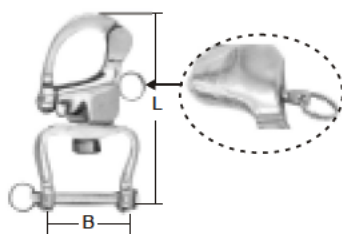
SWIVEL SNAP SHACKLES open type allen head captive bolt AISI 316

ITEM NO.	L mm	B mm	Breaking load kg	Weight/g
004217	87(3")	19	3000	150
004218	125(5")	22	4000	408



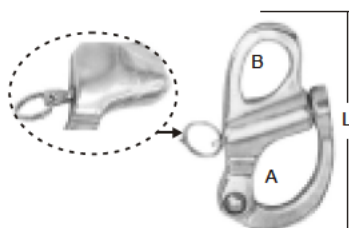
WEB SWIVEL SHACKLES AISI 316

ITEM NO.	A	L	W	Weight/g
004231	16mm(5/8")	75mm(3")	30mm(1-3/16")	80
004240	21mm(13/16")	95mm(3-3/4")	40mm(1-9/16")	174



SWIVEL SNAP SHACKLE AISI 316

ITEM NO.	L mm	B mm	Weight/g
004245	135	42	500
004236	92	35	176



FIXED SNAP SHACKLES AISI 316

ITEM NO.	A mm	B mm	L mm	BL/KG	Weight/g
001512	12	9	57	1400	36
001516	16	12	70	2000	81
001522	22	16	101	4000	250