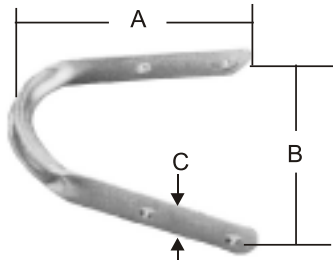


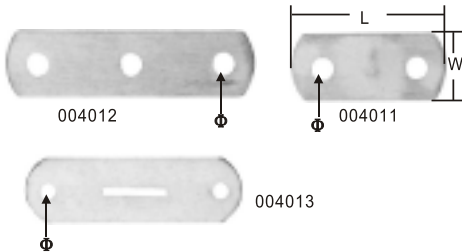
# Chapter 19

## Accessories



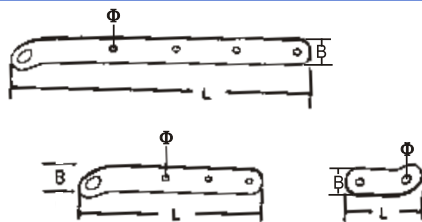
### BOOM STRAPS AISI 316

ITEM NO.	A mm	B mm	C mm	Weight/g
<b>007212</b>	50	52	12	23
<b>007216</b>	75	60	16	30



### PLATE AISI 316

ITEM NO.	L mm	W mm	Φ mm	Weight/g
<b>004011</b>	50	21	6	15
<b>004012</b>	80	21	6	25
<b>004013</b>	70	21	6	19




### SHROUD PLATE AISI 316

ITEM NO.	L mm	B mm	Φ mm	Thickness mm	Weight/g
<b>007351</b>	51	20	6.5	1.5	13
<b>007325</b>	125	20	9.5	2.0	34
<b>007305</b>	205	20	9.5	1.5	58




### DECK FILL KEY AISI 316

ITEM NO.	Length mm
<b>004502</b>	125



### WINCH HANDLE AISI 316

ITEM NO.	L mm	Weight/g
<b>004500</b>	230(9")	390
<b>004501</b>	255(10")	420



### SAIL TRACK STOPS

Internal portion of stop

ITEM NO.	L	Φ	Weight/g
<b>006922</b>	22mm(7/8")	13mm(1/2")	41



### SAIL TRACK STOPS AISI 304

Keep your sail and slides on the mast for easy stowing and greater control.

ITEM NO.	L	W	Thickness mm	Weight/g
<b>006925</b>	25mm(1")	16mm(3/4")	3	43